



RFQ FORMS

Door Operator Package

Company: _____
 Contact: _____
 Phone: _____
 Address: _____

 City/State/Zip: _____

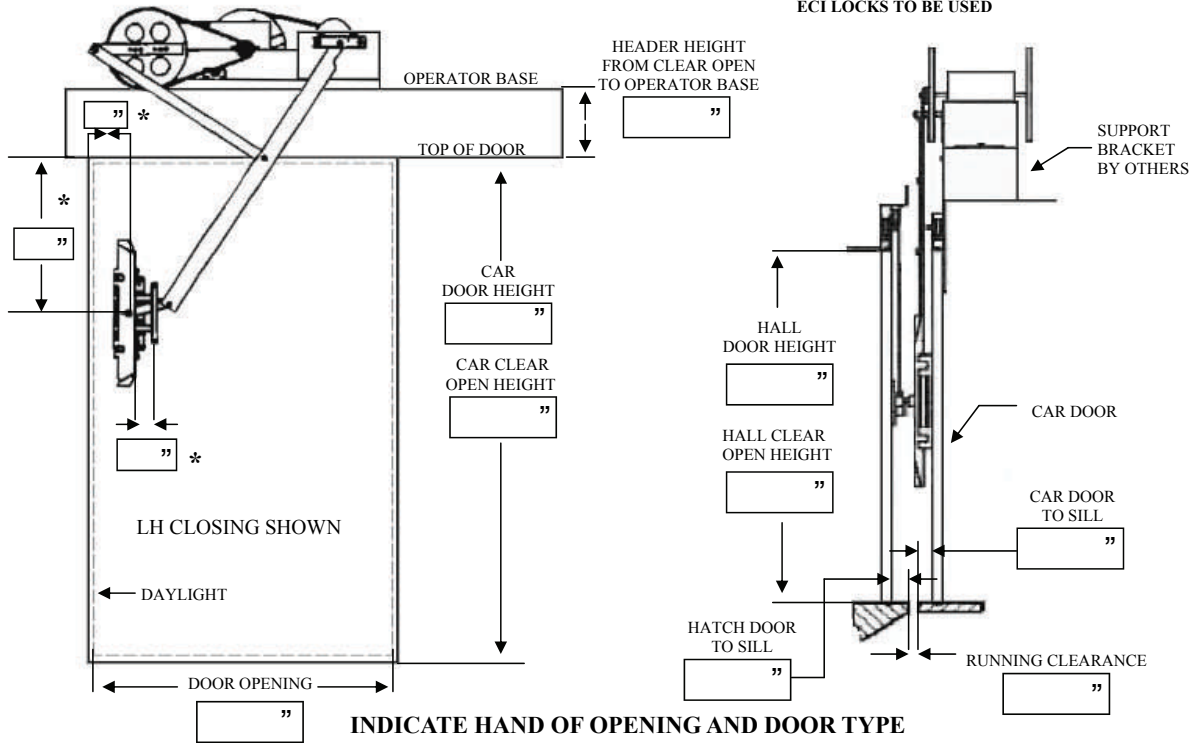
Job Name: _____
 Job Location: _____
 Fax: _____
 E-Mail: _____
 Today's Date: _____
 Quote Due Date: _____

Operator Type:

- 1010 Heavy Duty Solid State Harmonic Operator
- VFE-2500 Heavy Duty Closed Loop Harmonic Operator With Encoder Feedback
- VFE-2500 Heavy Duty Closed Loop Linear Operator With Encoder Feedback
- VFE-2500 Light Duty Closed Loop Linear Operator With Encoder Feedback

HEADER HEIGHT = DISTANCE FROM CLEAR OPENING TO BASE OF OPERATOR

*** DIMENSIONS NEEDED IF OTHER THAN ECI LOCKS TO BE USED**



INDICATE HAND OF OPENING AND DOOR TYPE

<table border="1" style="width: 100%;"> <tr> <td style="width: 50%;">LEFT HAND</td> <td style="width: 50%;">RIGHT HAND</td> </tr> <tr> <td><input type="checkbox"/></td> <td><input type="checkbox"/></td> </tr> </table>	LEFT HAND	RIGHT HAND	<input type="checkbox"/>	<input type="checkbox"/>	<table border="1" style="width: 100%;"> <tr> <td style="width: 33%;">TWO SPEED</td> <td style="width: 33%;">CENTER PARTING</td> <td style="width: 33%;">SINGLE SLIDE</td> </tr> <tr> <td><input type="checkbox"/></td> <td><input type="checkbox"/></td> <td><input type="checkbox"/></td> </tr> </table>	TWO SPEED	CENTER PARTING	SINGLE SLIDE	<input type="checkbox"/>	<input type="checkbox"/>	<input type="checkbox"/>
LEFT HAND	RIGHT HAND										
<input type="checkbox"/>	<input type="checkbox"/>										
TWO SPEED	CENTER PARTING	SINGLE SLIDE									
<input type="checkbox"/>	<input type="checkbox"/>	<input type="checkbox"/>									


Transmit to Lift Solutions - When completed, click "Submit Form" at top of page 1. - 1 of 3

You can also print this form, fill it out, and return by fax to (425) 671-0758

JOB NAME: _____

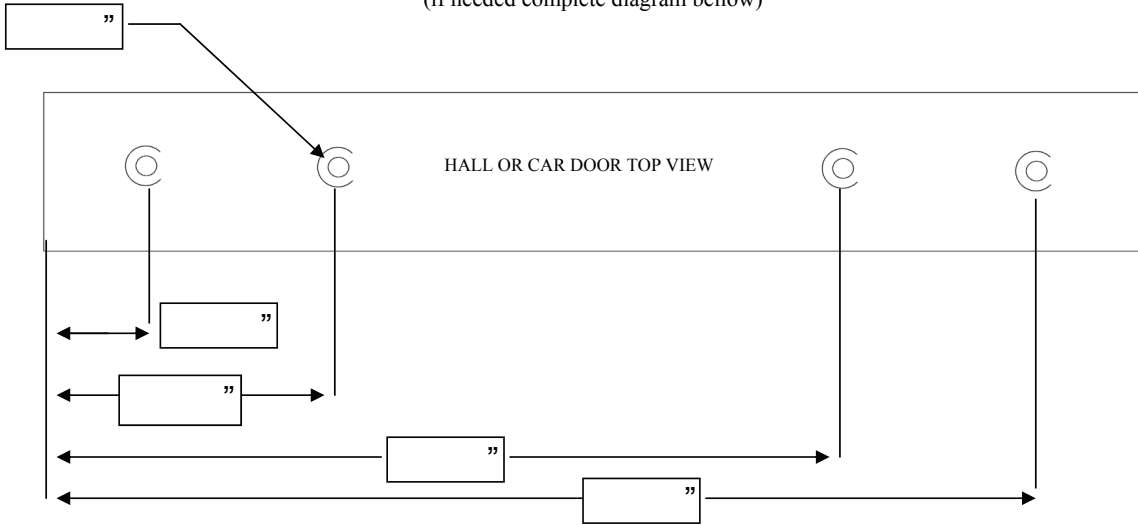
CAR AND HALL DOOR TRACKS AND HANGERS

HALL DOOR TRACK AND HANGERS SHOWN



CAR DOOR HEADER TRACKS AND HANGERS HALL DOOR TRACKS AND HANGERS

THREAD SIZE ECI HANGER TO CAR/HALL DOOR ADAPTER BAR
(if needed complete diagram below)



Notes: _____

Transmit to Lift Solutions - When completed, click "Submit Form" at top of page 1. - **2 of 3**

You can also print this form, fill it out, and return by fax to (425) 671-0758

